

Making
Concrete Beautiful with




Transform cracked, spalling, dull or dirty concrete with **MARBLELIFE's ENDURACRETE ENDURACHIP** services to achieve a *value-adding, eye-popping WOW statement!*

Why ENDURACHIP Flooring?


- Durable, Textured and Slip Resistant
- Dust-Free and Easy-to-Clean
- Superior UV Resistance
- Abrasion and Impact Resistant
- Waterproof and Chemical Resistant
- Dramatic Color Flexibility

**GARAGES • PORCHES
BASEMENTS
SUNROOMS • POOL DECKS
DRIVEWAYS • WALKWAYS
COMMERCIAL APPLICATIONS**

Our Most Popular Colors:



**WE HAVE
UNLIMITED COLOR OPTIONS
AVAILABLE!**



Why MARBLELIFE?

Let our designers work with you to define the appropriate finish to achieve the look you are after. Leverage MARBLELIFE's 30+ years of hard surface restoration, remodeling, and beautification to enhance your space, lifestyle and build value.

PLUS - MARBLELIFE performs Durability Enhancing Floor Preparations on every project to ensure maximum adhesion and longevity of the coatings.

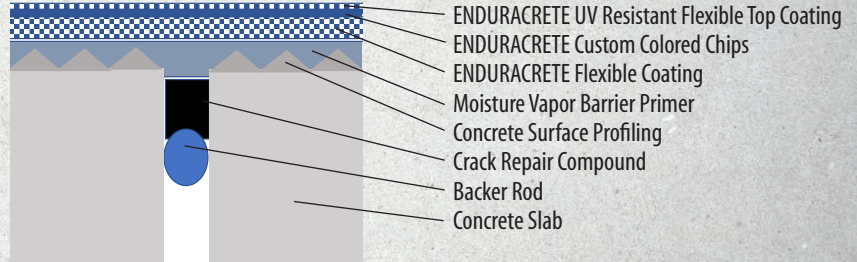


Call 888-995-6870 to schedule your service with your local MARBLELIFE team.

www.MARBLELIFE.com/ENDURACRETE



MARBLELIFE takes great care to address the hidden elements that contribute to a long-lasting floor. While others hope to cash a check before coating failure occurs, we seek to build a long-lasting relationship based on a quality installation.



QUALITY STEPS	PREPARATION	
1	CRACK REPAIRS	Unless repaired through a process of chasing and filling, cracks can telescope through your coating and ultimately lead to coating tear failure. MARBLELIFE-ENDURACRETE will chase, fill and repair your crack's prior to installing the coating to ensure a long term attractive finish.
2	SPAULDING REPAIRS	Often the result of a poorly sealed surface that has allowed moisture to penetrate below the surface during warmer seasons, only to freeze during colder months. When frozen water expands and can pop-off a piece of concrete. MARBLELIFE-ENDURACRETE will repair these pops to avoid floor dimples or potential delamination points.
3	REMOVE PREVIOUS COATINGS	Any failed or peeling existing coatings are removed to assure strong bond to the concrete substrate and solid installation.
4	CLEANING & DEGREASING	Degreasing cleaning is done to remove any prior oil or grease spill residue which could interfere with coating bond later in the process. Degreasing prior to surface profiling ensures surface oils are removed prior to profiling avoids potential transfer of residue during the profiling process.
5	SURFACE PROFILING PROCESS	Coating bond strength can be increased by increasing the available surface area. MARBLELIFE-ENDURACRETE will increase your surface profile by grinding the floor prior to installing a primer or concrete coating.
6	MOISTURE VAPOR TRANSMISSION PRIMER INSTALLATION	Moisture levels beneath a home can fluctuate with season and weather. Moisture pressure can reach sufficient pressures to cause delamination of a surface coating, unless the surface is adequately sealed with a low moisture transmission primer.
7	CONCRETE COATING INSTALLATION	Beautifully installed remains a key ingredient to your long term beautiful floor, but its long term durability is dependent on MARBLELIFE's ENDURACRETE preparations and protections.
8	BROADCASTING CUSTOM COLORED CHIPS	A broadcasting of custom colored chips for durability and slip resistance that adds another layer of protection to the floor.
9	UV RESISTANT TOP COAT INSTALLED	MARBLELIFE-ENDURACRETE completes the process with a fast-cure UV resistant top coat design to reduce UV degradation overtime.

MARBLELIFE concrete treatments are designed to not just look beautiful today, but to contribute to your home's beauty and value for years to come.



Call 888-995-6870 to schedule your service with your local MARBLELIFE team.
www.MARBLELIFE.com/ENDURACRETE